

TABLE OF TEXTILE CARE SYMBOLS

WASHING	BLEACHING	DRYING	IRONING	PROFESSIONAL TEXTILE CARE
normal process 	any bleaching agent allowed 	tumble drying possible normal temperature 80 °C 	Iron at maximum sole plate temperature (200 °C) 	professional dry cleaning with per-chloroethylene and hydrocarbons normal process
normal process 	only oxygen / non-chlorine bleach allowed 	tumble drying possible lower temperature 60 °C 	Iron at maximum sole plate temperature (150 °C) 	professional dry cleaning with per-chloroethylene and hydrocarbons mild process
mild process 	do not bleach 	do not tumble dry 	Iron at maximum sole plate temperature (110 °C) without steam 	professional dry cleaning with hydrocarbons normal process
normal process 		The dots indicate the severity of the temperature during the tumble drying process. 	do not iron 	professional dry cleaning with hydrocarbons mild process
mild process 		line drying 	The number of dots indicates the severity of the temperature of the hand iron. 	do not dry clean
very mild process 		drip line drying 		professional wet cleaning normal process
normal process 		flat drying 		professional wet cleaning mild process

mild process



professional wet cleaning
very mild process



do not wet clean



General remarks: The bar under the care symbols indicates a mild process (e.g. for easy care articles). The double bar symbolizes a very mild process.



drip flat drying



line drying
in the shade



drip line drying in
the shade



flat drying in
the shade



drip flat drying in
the shade



The lines indicate type and
position of the natural
drying process.



mild process



very mild process



wash by hand
maximum temperature
40 °C



do not wash



The numbers in the washing
tub specify the maximum
temperature.



GINETEX®



COLD®

GINETEX



THE INTERNATIONAL
ASSOCIATION FOR TEXTILE
CARE LABELLING

TEXTILE CARE
SYMBOLS



TEXTILE CARE SYMBOLS

BASIC PRINCIPLES

WASHING



BLEACHING



DRYING



IRONING



PROFESSIONAL TEXTILE CARE



CARE LABELLING

BASIC PRINCIPLES

The GINETEX care symbols are protected under trademark law. The trademarks are owned by the Groupement International d'Etiquetage pour l'Entretien des Textiles (GINETEX – International Association for Textile Care Labelling). The GINETEX symbols are also the origin of the international standards (EN ISO 3758).

The care symbols may not be reproduced, issued or used without a special agreement with GINETEX. Such an agreement commits companies to use the symbols correctly at all times. Unauthorized or improper use of the symbols may lead to legal action.

Commercial companies (wholesalers, retailers, importers etc.) are advised to ensure correct information of the care treatment of textile products and appropriate labelling in compliance with national regulations of the importing countries.

The label provides information on the most severe treatment that does not cause irreversible damage to the article during the textile care process.

The symbols refer to the part most sensible to the care treatment of a textile article. This includes: Colouring, finishing, accessories (such as buttons, zips) and applications.

The care procedures applied according to the information given on the label guaranties that the article will not be damaged. However, there is no guaranty that soil and stains are completely removed.

Milder treatments and lower temperatures then indicated on the label are always allowed.

Consumers should check the textile articles before buying, to make sure care treatments are mentioned of the label.

WASHING

CARE INSTRUCTIONS AND SYMBOLS

The symbol indicates whether domestic washing is possible and applies both to hand and machine washes. The numbers in the washtub specify the maximum washing temperatures in degrees Celsius which must not be exceeded.

- The care symbols indicate the maximal severity of the care treatment. Washing and ironing at lower temperatures preserves the environment through smaller power requirement.
- Keep dirty laundry in a well aired and dry place and do not leave lying around for too long.
- Pre-treat stains or heavily soiled pieces suitably; check colourfastness in advance.
- Before washing, pre-sort laundry according to the degree of soiling, type of treatment (washing temperature), colour and, if no care label is provided, according to the indicated fibre content. Note any instructions on exposure to reduced mechanical strain (mild washing cycle).
- In the case of coloured items, a separation into articles with bright and dark colours is appropriate. A separate first wash of new coloured textiles may be appropriate.
- Fabrics made of synthetic fibres or mixed fabrics should not be washed together with linen (risk of pilling).
- When washing textiles marked as „easy-care“ articles, use a mild washing cycle. Reduce the quantity of laundry and spin carefully (risk of creasing).



Boiling wash (normal process): Articles e.g. in **cotton or linen***, white, suitable for boiling, dyed or printed. Fill the drum completely. Pre-treat stubborn stains.



60 °C coloured wash (normal process): Coloured articles which must not be washed at boiling temperature e.g. made of **cotton, modal, polyester and mixed fabrics***.



60 °C mild process: Reduce the quantity of laundry. The drum must not be more than two-thirds full. Pre-wash only if the textiles are heavily soiled. Avoid spinning or do spin for short periods only to minimise the risk of creasing.



40 °C coloured wash (normal process): Washing cycle e.g. for dark coloured articles made of **cotton, polyester, mixed fabrics etc***.



40 °C mild process: Fine laundry, e.g. in **modal, viscose, synthetic fibres (polyacryl, polyester and polyamide*)**. Reduce the quantity of laundry. Pre-wash only heavily soiled textiles. Avoid spinning or do spin for short periods only to minimise the risk of creasing.



40 °C very mild process (wool wash cycle): For articles e.g. in **machine-washable wool***. This washing cycle ensures a much reduced mechanical treatment. Reduce the quantity of laundry substantially. The drum should be not more than one-third full.

* The finished garment should be tested accordingly.

WASHING

CARE INSTRUCTIONS AND SYMBOLS

- Washing machine manufacturers offer special wash programs for textiles, which correspond to hand wash, e.g. for woollen articles.
- Always add detergents according to the dosing instructions, taking due account of the degree of soiling, water hardness and load. Make sure to choose the right detergent. In the case of coloured textiles, do not use a universal detergent which contains oxygen for bleaching purposes, unless the bleaching symbol (Δ) allows its use. Otherwise, there is a risk of colour change.
- When treating coloured textiles the use of mild or colour detergents is recommended to prevent loss in colour.
- Insufficient detergent use may give poor washing results. Deposits may be formed on the laundry (grey coloration) and in the machine. This will reduce the life cycle of the textiles and also that of the washing machine.
- A too high dosage of detergent does not necessarily lead to a better wash result and has a negative impact on the environment.
- Set the appropriate washing program according to the care symbol (normal process, mild process, very mild process).
- Do not use the “pre-wash” program unless the laundry is very dirty. Comply with the machine manufacturer’s recommendations. If wet laundry is to be washed, only half-fill the drum.



30 °C coloured wash (normal process): Washing cycle, e.g. for dark coloured articles in **cotton, polyester, mixed fabrics etc.**



30 °C mild process: For articles, e.g. in **modal, viscose, polyacryl, polyester and polyamide.** Reduce the quantity of laundry. Avoid spinning or do spin for short periods only to minimise the risk of creasing.



30 °C very mild process (wool wash cycle): Articles made, e.g. of **machine-washable wool.** This washing cycle ensures a much reduced mechanical treatment. Reduce the quantity of laundry substantially.



wash by hand: Hand wash at a water temperature of maximum of 40 °C, depending on the particular article. First dissolve a mild detergent in plenty of water. Allow the textiles to float in the solution and agitate carefully. Do not rub, pull and wring out. Then rinse the textiles well, press the superfluous water out carefully and pull into shape. Treat coloured and sensitive pieces rapidly and do not leave lying in the wet state.



do not wash: Articles marked in this way must not be washed.

BLEACHING CARE INSTRUCTIONS AND SYMBOLS

The triangle indicates whether the article may or may not be bleached.

Bleaching is a process carried out in an aqueous medium before, during or after washing, requiring the use of an oxidizing agent including either chlorine or oxygen / non-chlorine products, for the purpose of improving soil and stain removal and / or improving whiteness. Applied are active chlorine products (e.g. Javel water) or oxygen / non-chlorine products contained in universal detergents.

Oxygen / non-chlorine products offer a wide spectrum of different activated and non-activated systems (e.g. Oxy-products).

- If no bleaching is allowed use only bleach-free detergents. Be careful with stain removing products. A test on a concealed part of the article is advisable beforehand.



The empty triangle is the symbol for chlorine and oxygen bleach. Any bleaching agent is allowed.



The triangle with two oblique lines indicates that only oxygen / non chlorine bleach (contained in most universal detergents) is permitted but not chlorine bleach.



Do not bleach: The triangle with a diagonal cross (St. Andrews Cross) indicates that bleaching is not allowed. Use only bleach-free detergents.

DRYING

CARE INSTRUCTIONS AND SYMBOLS

The square is the symbol of the drying process. The circle inside the square is a reference to tumble drying, the line (s) inside the square symbolizes natural drying after the washing process.


TUMBLE DRYING

The dots in the dryer drum indicate the severity as regard to temperature of the tumble drying treatment. Some articles should preferably not be tumble dried (note the care symbol).

- Extract water well before drying.
- Do not overfill the drying drum.
- Only place articles which require the same drying time together in the drier. Cotton and synthetics for example have a different drying time and reach the requested residual humidity after a different drying time.
- Dimensionally- and heat-sensitive pieces should not be placed in a tumble dryer.

NATURAL DRYING

The symbol containing horizontal or vertical line (s) in the square indicate the natural drying process, line drying, drip line drying, flat drying, drip flat drying. The oblique line symbolizes the respective natural drying process to be carried out in the shade.



TUMBLE DRYING



Normal drying process: Drying in the tumbler is possible under normal load and temperature (80 °C) without limitations.



Mild drying process: Caution is appropriate when tumble drying. Select mild process with reduced thermal action (lower temperature (60 °C), duration of treatment).



Do not tumble dry: Articles unsuitable for drying in the tumbler.

NATURAL DRYING



Line drying



Drip line drying



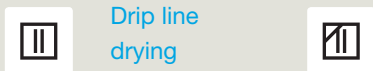
Flat drying



Drip flat drying



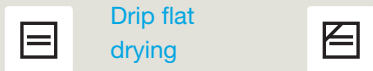
Line drying in the shade



Drip line drying in the shade



Flat drying in the shade



Drip flat drying in the shade

IRONING

CARE INSTRUCTIONS AND SYMBOLS

The dots indicate the temperature ranges for ironing (regulator, steam, travel irons and ironing machines). On the ironing appliances which are habitually used, particular fibres are sometimes associated with these adjustment ranges.

- The maximum temperature has to be selected solely on the basis of the care label and not according to the fibre content of a textile article.



Hot iron: Iron at maximal sole plate temperature of 200 °C. Corresponding to the **cotton / linen** setting. If necessary moisten. Shiny- or pressure-sensitive pieces should be ironed with press cloth or ironed inside out. A steam iron may be used.



Iron at moderate temperature: Iron at maximal sole plate temperature of 150 °C. Corresponding to the **wool / silk / polyester / viscose** setting: A steam iron can be used. Avoid heavy pressure.



Iron at low temperature: Iron at maximal sole plate temperature of 110 °C. Corresponding to the **polyester / polyamide (nylon) / acetate** setting: If necessary, shiny- or pressure-sensitive pieces should be ironed with a press cloth or inside out. Work without steam.



Do not iron: Irreversible changes must be expected if an iron is used.

PROFESSIONAL TEXTILE CARE CARE INSTRUCTIONS AND SYMBOLS

The symbol gives information on the possibility of professional dry or wet cleaning. The circle symbolizes the dry cleaning and wet cleaning process for textile articles carried out by professionals. It provides information relative to different cleaning processes.

In professional textile care different solvents are used, organic or water based. Therefore care labelling differs between dry cleaning and wet cleaning.

PROFESSIONAL DRY CLEANING

The letters within the circle are intended for professional textile cleaners. They give information in particular on the solvents that can be used.

The bar below the circle indicates that certain limitations in the dry cleaning process are required. These may concern mechanical action, addition of moisture, lye and / or drying temperature.

When choosing the cleaning process, the professional textile cleaner must also take into account the nature of the textile materials and their degree of soiling (normal / mild process). The professional textile cleaner will pay attention to the use of stain removers on a solvent base while mild dry cleaning treatments or mild wet cleaning treatments.

For any dry cleaning processes, a test on a concealed part of the article is advisable beforehand.



Professional dry cleaning in: Tetrachloroethene. (also known as Perchloroethylene) and all solvents listed under symbol F . Normal cleaning process with no restrictions.



Professional dry cleaning in: Tetrachloroethene. (also known as Perchloroethylene) and all solvents listed under symbol F . Mild cleaning process with stringent limitation of added humidity and / or mechanical action and / or temperature.



Professional dry cleaning in: Hydrocarbons (heavy benzines). Normal cleaning process with no limitations.



Professional dry cleaning in: Hydrocarbons (heavy benzines). Mild cleaning process with stringent limitation of added humidity and / or mechanical action and / or temperature.



Do not dry clean: No professional dry cleaning allowed.

PROFESSIONAL TEXTILE CARE CARE INSTRUCTIONS AND SYMBOLS

PROFESSIONAL WET CLEANING

The symbol for wet cleaning is used for articles which may be treated in water by professionals using special technology (cleaning, rinsing, spinning), detergents and additives to minimize adverse effects.

The requirements placed on the professional equipment, the aids used and the finishing methods cannot be achieved in household washing machines.



Professional wet cleaning: Normal wet cleaning process with no restrictions.



Mild professional wet cleaning: Wet cleaning process for sensitive textiles with reduced mechanical action.



Very mild professional wet cleaning: Wet cleaning process for very sensitive textiles with much reduced mechanical action.



Do not wet clean: No professional wet cleaning allowed.

LABELLING

Several types of textile labels are common: care, fibre composition, size, origin, quality, brand name, logo, environmental or social impact.

The legislation on textile labelling may vary from country to country. Care labelling is mostly voluntary, however it can also be legally required. The fibre composition of textile goods is mandatory in the European Union, however, not in Switzerland where it is facultative. Sometimes labelling specifications are also given by standards.

Manufacturers or retailers can either give care information in a written language or by using the care symbols.

Labelling provides relevant information to guide users in the purchase, use and care of textiles articles. The basic principle of labelling is that the information should be unambiguous. A label that could mislead the consumer must be avoided.

In addition textile labels are also a source of information for retailers and for professional cleaners. The information given on the labels also facilitates the communication throughout in the textile chain (textile manufacturers, apparel producers, distribution and trade).

The manufacturer or retailer who decides to put information on a label is always responsible for its content.

LIST OF
GINETEX COMMITTEES

AUSTRIA

Association of Textile, Fashion, Shoe and Leather Industry

Phone: + 43 05 90 900 5410

Fax: + 43 05 90 900 5416

textil@textilindustrie.at

www.textilindustrie.at

BELGIUM

ETITEX / GINETEX BELGIUM

Comité Belge de l'Etiquetage d'Entretien des Textiles

Phone: + 32 2 238 10 29

Fax: + 32 2 238 10 10

etitex@etitex.be

www.etitex.be

BRAZIL

GINETEX BRAZIL/ABIT

Phone: + 55 11 38 23 61 00

Fax: + 55 11 38 23 61 22

sylvio@abit.org.br

www.abit.org.br

CZECH REPUBLIC

SOTEX/GINETEX CZ

Phone: + 420 5 43 42 67 12

Fax: + 420 5 43 24 35 90

sotex@sotex.cz

www.sotex.cz

DENMARK

DANSK MODE AND TEXTILE

Phone: + 45 9711 72 94

mhi@dmogt.dk

www.dmogt.dk

FINLAND

INSPECTA SERTIFIOINTI OY

Phone: + 358 10 521 6720

Fax: + 358 10 521 6750

leena.kayhko@inspecta.com

www.inspecta.com

FRANCE

COFREET

Comité Français de l'Etiquetage pour l'Entretien des Textiles

Phone: + 33 1 47 56 31 80

Fax: + 33 1 47 30 27 09

info@cofreet.com

www.cofreet.com

www.lavermonlinge.com

GERMANY

GINETEX Germany

Phone: + 49 221 77 44 130

Fax: + 49 221 77 44 6685

ginetex@germanfashion.net

www.germanfashion.net/ginetex

GREECE

SEPEE

Hellenic Fashion Industry Association

Phone: + 30 2310 257 075

Fax: + 30 2310 257 076

aslanidis@greekfashion.gr

www.greekfashion.gr

ITALY

SISTEMAMODA ITALIA

Phone: + 39 026 41191

Fax: + 39 0266 103 667 70

laviani@sistemamodaitalia.it

www.sistemamodaitalia.it

JAPAN

KAKEN Test Center

Phone: + 81 3 3241 2545

Fax: + 81 3 3245 0773

sugihara.hideki@or.jp

www.kaken.or.jp

LITHUANIA

Inspecta UAB

Phone: + 370 5 203 13 95

Fax: + 370 5 203 13 96

mantas.andriuskevicius@inspecta.com

www.inspecta.com

NETHERLANDS

MODINT

Phone: + 31 30 232 0900

Fax: + 31 30 232 0999

wintermans@modint.nl

www.modint.nl

NORWAY

NORKS INDUSTRI

Federation of Norwegian Industries

Phone: + 47 230 88 88 6

kari.romcke@norskindustri.no

www.norskindustri.no

PORTUGAL

ANIVÉC

Associação Nacional das Industrias de Vestuário e Confecção

Phone: + 351 226 165 470

Fax: + 351 226 168 714

tecnico@anivec.com

www.anivec.com

SLOVAKIA

VÚTCH-CHEMITEX Ltd.
Research Institute for Textile Chemistry
Phone: + 421 41 500 17 54
 + 421 41 723 38 07
Fax: + 421 41 723 39 57
jozef.sestak@vutch.sk
vutch@nexta.sk
chemitex@nexta.sk
www.vutch.sk

SLOVENIA

SIST
Slovenian Institute for Standardization
Phone: + 386 1478 3003
Fax: + 386 1478 3094
mojca.lampic@sist.si
www.sist.si

SWEDEN

TEKO Sveriges Textil- och Modeföretag
Swedish Textile & Cloting Industries' Association
Phone: + 46 8 762 68 80
Fax: + 46 8 762 66 63
maria.lindstrom@teko.se
www.teko.se

SPAIN

GINETEX SPAIN
Phone: + 34 93 745 19 17
Fax: + 34 93 748 02 52
secretaria@consejointertextil.com
www.consejointertextil.com

SWITZERLAND

GINETEX SWITZERLAND

Swiss Association for Textilelabelling

Phone: + 41 44 289 79 49

Fax: + 41 44 289 79 80

info@ginetex.ch

www.ginetex.ch

TUNISIA

COTUNEET c/o CETTEX

Comité Tunisien de l'Entretien des Textiles

Phone: + 216 7 381 133

Fax: + 216 7 382 558

labo@cettex.com.tn

www.cettex.com.tn

UNITED KINGDOM

UKFT

UK Fashion & Textile Association

Phone: + 44 20 7843 9460

Fax: + 44 20 7843 9478

adam.mansell@ukft.org

www.care-labelling.co.uk